

Scaled data based on original data using
LM-79-08 Approved Method: Electrical and Photometric Measurements of Solid-
State Lighting Products

Test Report Prepared for
Cooper Lighting Solutions
(formerly Eaton)

Brand: McGRAW-EDISON

Report Number: P200441

Luminaire Tested: **GPC-AF-01-LED-E1-SL2-7060-1200**

Issue Date: 3/3/2020

Test Information

Test Method: LM-79-08
Report Number: P200441
TEST IS SCALED FROM IESNA LM-79-08 TEST DATA (P24286)
Test Lab: INNOVATION CENTER P2
Issue Date: 3/3/2020
Manufacturer: COOPER LIGHTING SOLUTIONS (FORMERLY EATON)
Product Line: MCGRAW-EDISON
Catalog Number: GPC-AF-01-LED-E1-SL2-7060-1200
Description: GALLEON PEDESTRIAN LUMINAIRE
(1) 70 CRI, 5700K, 1200mA LIGHTSQUARE WITH 16 LEDS EACH AND TYPE II SPILL
LIGHT ELIMINATOR OPTICS
Light Source: -
Ballast/Driver: ELECTRONIC DRIVER

Summary

Lumens per Lamp: N/A
Luminaire Lumens: 6831 lumens
Efficiency: N/A
Efficacy: 102.0 lumens/watt
Luminous Opening: Rectangular (W 0.5' x L: 0.5' x H: 0')
IES Classification: Type II - Short - Semi-Cutoff
BUG Rating: B1 - U0 - G2

Input Watts (W): 67
Input Voltage (V): NR
Input Current (Ain): NR
Voltage Rise (V): NR
Power Factor: NR
Total Harmonic Distortion (THDi): NR
Frequency (hertz): 60
Stabilization Time: NR
Operation Time: NR
Ambient Temperature (°C): NR
Test Distance: 25 FT

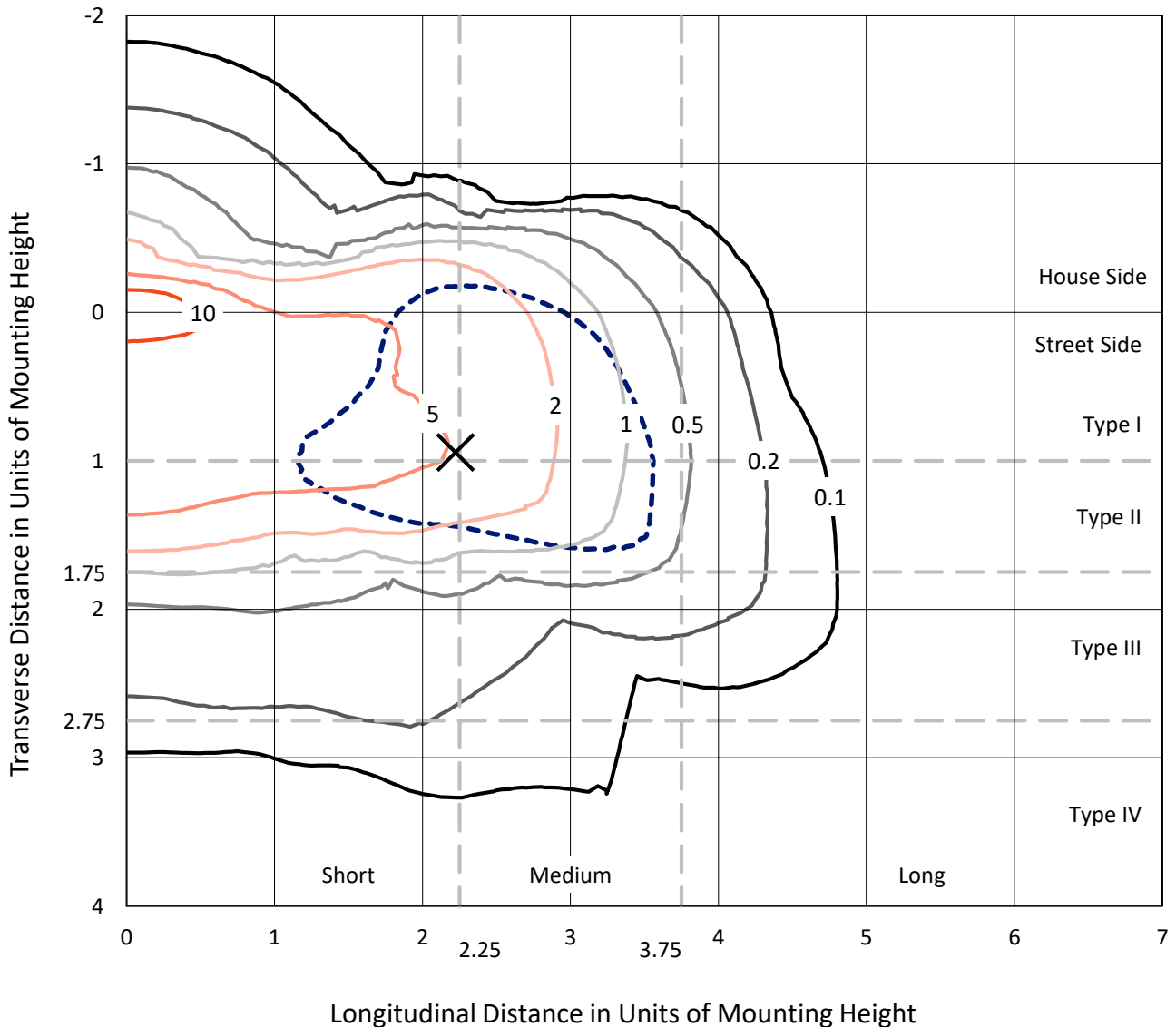


REPORT NUMBER: P200441

CATALOG NUMBER: GPC-AF-01-LED-E1-SL2-7060-1200

Iso-Footcandle Lines of Horizontal Illumination

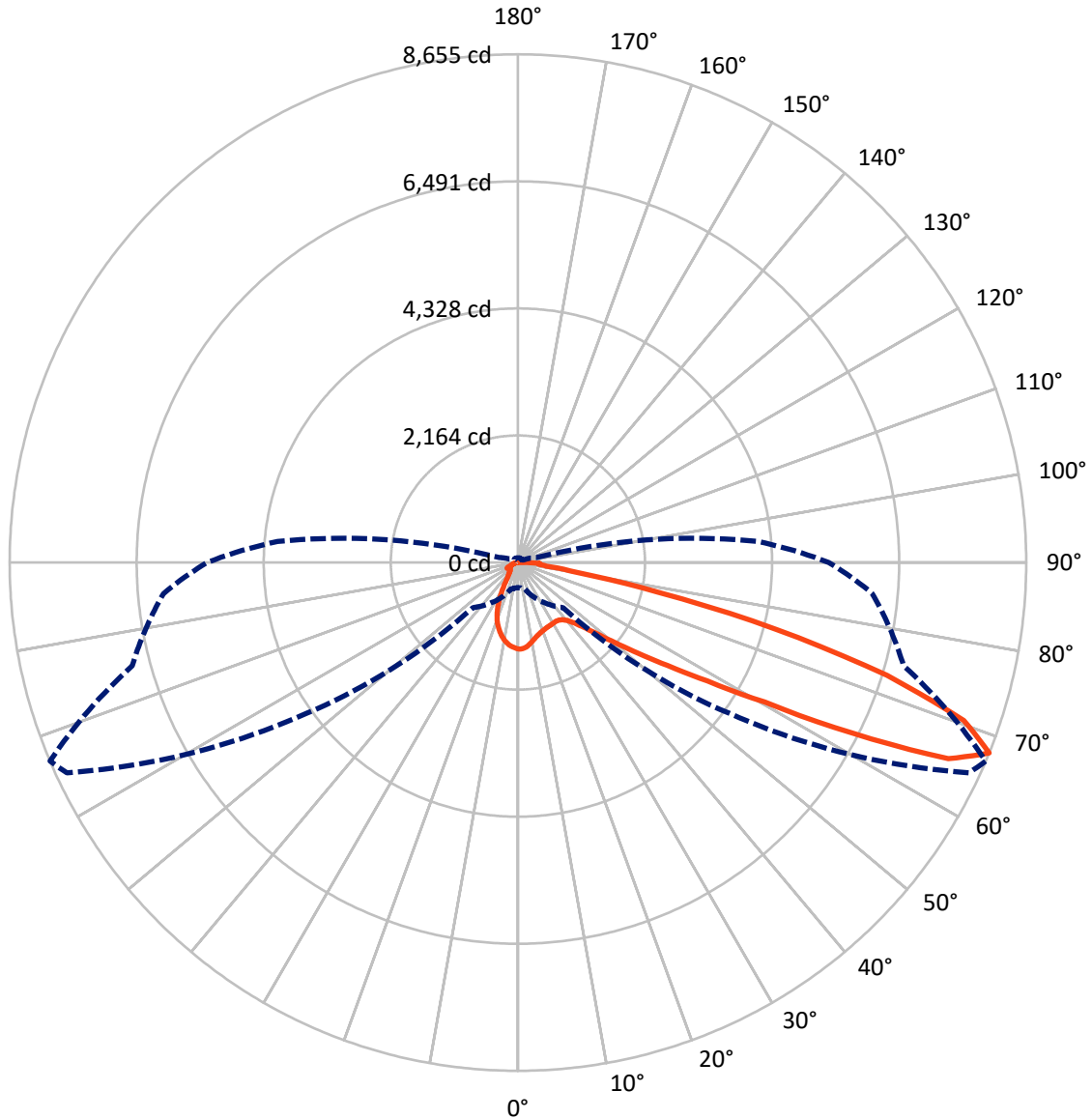
✕ Max cd
 - - - 1/2 Max cd



Based on 10 foot mounting height. Maximum calculated value = 14.7 fc
 Type II - Short - Semi-Cutoff

REPORT NUMBER: P200441
CATALOG NUMBER: GPC-AF-01-LED-E1-SL2-7060-1200

Luminous Intensity Polar Plot



— Vertical Plane Through 67-Deg Lateral - - - Horizontal Cone Through 67.5-Deg Vertical

REPORT NUMBER: P200441

CATALOG NUMBER: GPC-AF-01-LED-E1-SL2-7060-1200

FLUX DISTRIBUTION:

		Downward	Upward	Total
House Side	Lumens	1131.8	0.0	1131.8
	% Fixture	16.6	0.0	16.6
Street Side	Lumens	5699.2	0.0	5699.2
	% Fixture	83.4	0.0	83.4
Total	Lumens	6831.0	0.0	6831.0
	% Fixture	100.0	0.0	100.0

ZONAL LUMENS:

Zone	Lumens	% Fixture
0°-10°	125.7	1.8
10°-20°	290.9	4.3
20°-30°	394.3	5.8
30°-40°	560.5	8.2
40°-50°	937.7	13.7
50°-60°	1483.5	21.7
60°-70°	1889.8	27.7
70°-80°	989.9	14.5
80°-90°	158.8	2.3
90°-100°	0.0	0.0
100°-110°	0.0	0.0
110°-120°	0.0	0.0
120°-130°	0.0	0.0
130°-140°	0.0	0.0
140°-150°	0.0	0.0
150°-160°	0.0	0.0
160°-170°	0.0	0.0
170°-180°	0.0	0.0
0°-90°	6831.0	100.0
0°-180°	6831.0	100.0

Coefficient of Utilization



REPORT NUMBER: P200441

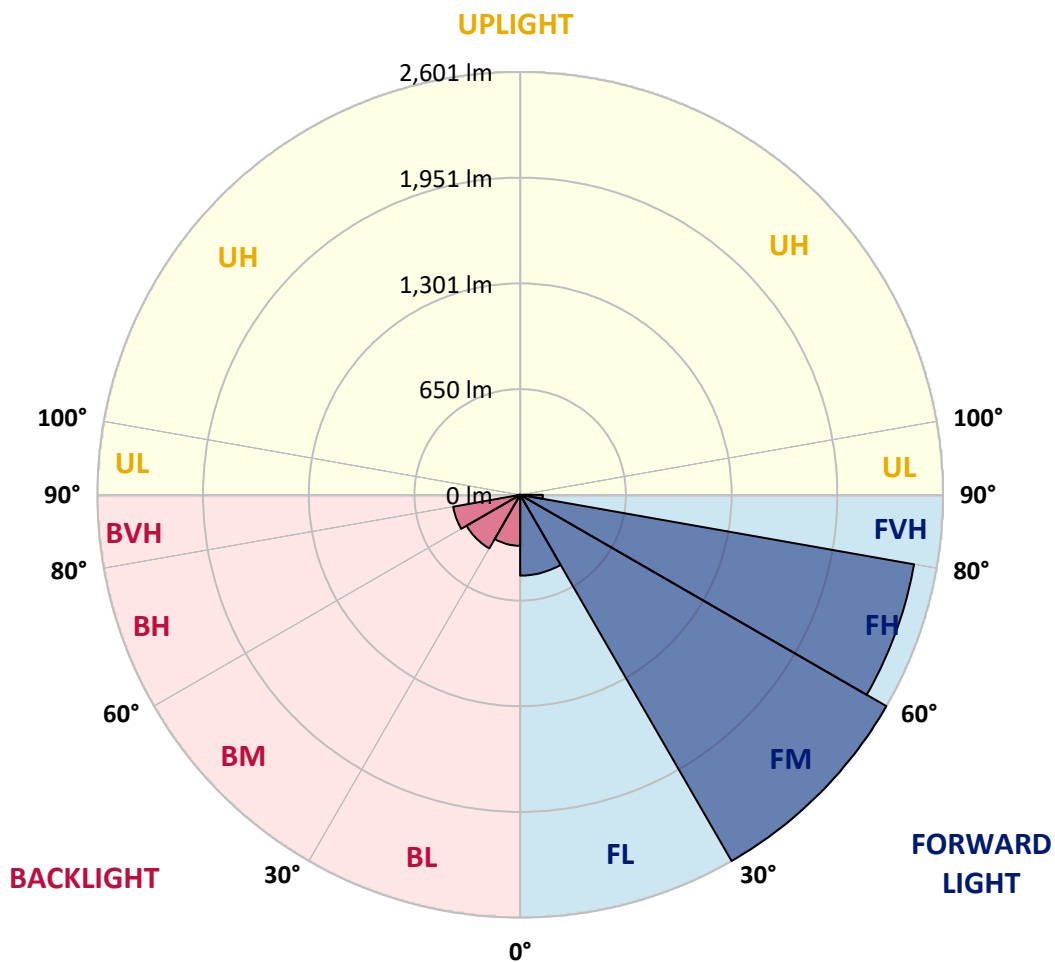
CATALOG NUMBER: GPC-AF-01-LED-E1-SL2-7060-1200

LUMINAIRE CLASSIFICATION SYSTEM LUMEN TABLE AND BUG RATING:

Zone	Lumens	% Fixture	Zone Rating/Lumen Limit		
			B	U	G
FL (0°-30°)	497.1	7.3			
FM (30°-60°)	2601.4	38.1			
FH (60°-80°)	2461.1	36.0			G2/5000
FVH (80°-90°)	139.6	2.0			G2/225
BL (0°-30°)	313.7	4.6	B1/500		
BM (30°-60°)	380.3	5.6	B1/1000		
BH (60°-80°)	418.6	6.1	B1/500		G1/500
BVH (80°-90°)	19.2	0.3			G1/100
UL (90°-100°)	0.0	0.0		U0/0	
UH (100°-180°)	0.0	0.0		U0/0	

BUG Rating: B1-U0-G2

Type II Short





REPORT NUMBER: P200441

CATALOG NUMBER: GPC-AF-01-LED-E1-SL2-7060-1200

CANDELA DISTRIBUTION (FULL):

	0°	5°	15°	25°	35°	45°	55°	65°	67°	75°	85°
0°	1473.4	1473.4	1473.4	1473.4	1473.4	1473.4	1473.4	1473.4	1473.4	1473.4	1473.4
2.5°	1412.8	1415.2	1422.6	1427.3	1448.5	1457.6	1464.0	1470.4	1471.4	1474.4	1471.4
5°	1264.6	1269.6	1283.4	1298.9	1340.0	1372.4	1406.4	1441.8	1448.2	1471.1	1477.5
7.5°	1149.7	1148.4	1159.8	1178.3	1220.4	1265.2	1324.9	1395.3	1409.1	1460.6	1485.6
10°	1065.8	1064.8	1076.9	1096.1	1136.2	1178.7	1246.0	1342.4	1361.9	1444.1	1493.3
12.5°	1003.8	1004.2	1016.3	1037.5	1078.3	1121.1	1189.5	1291.2	1316.1	1424.9	1501.4
15°	962.7	965.4	975.2	997.8	1037.5	1080.3	1147.3	1252.8	1280.7	1409.8	1510.5
17.5°	948.9	953.3	956.7	973.2	1007.2	1050.0	1115.7	1224.5	1254.1	1399.3	1518.6
20°	961.7	966.8	960.4	966.1	987.7	1025.4	1090.8	1202.3	1232.6	1387.5	1519.6
22.5°	1016.6	1021.4	1002.5	986.0	984.6	1007.6	1070.2	1184.7	1216.1	1378.8	1519.9
25°	1113.3	1116.4	1084.7	1046.3	1008.9	1001.2	1055.7	1172.6	1206.0	1371.0	1513.5
27.5°	1231.9	1234.3	1197.9	1141.3	1066.2	1016.3	1050.7	1165.5	1200.2	1364.3	1502.7
30°	1376.1	1387.2	1338.3	1266.9	1157.5	1061.1	1060.8	1161.8	1193.8	1352.8	1481.5
32.5°	1523.6	1528.3	1494.7	1422.2	1280.4	1139.9	1089.1	1164.5	1192.2	1339.0	1454.6
35°	1673.2	1679.3	1657.4	1599.1	1448.5	1255.5	1144.3	1180.4	1202.6	1334.3	1435.7
37.5°	1866.9	1875.0	1844.7	1777.3	1653.0	1412.1	1236.3	1220.1	1234.6	1347.8	1430.0
40°	2173.1	2169.4	2080.8	1980.4	1876.7	1612.6	1367.7	1287.5	1295.9	1391.2	1447.5
42.5°	2529.5	2520.4	2367.8	2210.1	2122.6	1855.1	1541.5	1404.4	1402.7	1476.8	1509.1
45°	2813.8	2806.4	2668.9	2474.6	2404.5	2131.3	1766.2	1578.5	1566.1	1612.6	1623.0
47.5°	2967.7	2968.1	2888.9	2730.3	2728.6	2482.3	2054.9	1830.5	1808.9	1830.8	1819.7
50°	2913.8	2920.9	2912.5	2862.0	3024.3	2942.5	2431.8	2181.8	2138.4	2160.0	2117.2
52.5°	2653.1	2662.2	2712.1	2789.5	3148.6	3498.6	2985.6	2618.4	2567.9	2560.1	2512.6
55°	2190.9	2202.1	2303.8	2514.3	3045.2	3872.2	3859.4	3174.9	3094.4	3021.3	3001.1
57.5°	1510.1	1528.7	1692.4	2005.0	2710.7	3985.1	4900.0	3968.2	3804.5	3549.2	3553.9
60°	851.2	872.8	1065.8	1349.8	2035.7	3862.4	5691.6	5169.8	4824.2	4167.3	4202.3
62.5°	541.3	564.6	711.1	937.8	1221.5	3202.2	6016.0	6840.3	6401.4	4929.3	4963.6
65°	438.3	448.4	517.4	774.1	887.0	1929.2	5769.8	8216.4	8052.7	5896.4	5736.1
67.5°	427.8	431.2	466.9	649.8	850.6	1084.4	4602.2	8473.7	8655.3	6799.5	6057.8
70°	422.8	434.6	526.2	620.2	814.5	914.6	2765.6	7768.4	8055.0	7035.7	5629.6
72.5°	205.1	204.5	264.8	560.9	917.6	948.6	1420.9	6285.5	6573.2	6095.5	4626.1
75°	165.4	151.3	144.5	205.5	882.2	979.6	905.5	4325.0	4533.1	4086.8	2843.8
77.5°	157.0	140.1	128.3	128.7	372.9	1038.9	767.0	2393.7	2454.4	1846.0	779.2
80°	130.0	114.5	106.1	119.6	180.6	989.4	829.4	1083.3	994.1	453.4	259.4
82.5°	90.3	82.2	79.8	100.4	144.5	705.1	964.4	582.1	488.1	227.0	160.0
85°	57.6	49.2	54.6	73.1	112.5	325.4	993.4	453.8	360.8	144.2	90.3
87.5°	26.6	21.6	26.9	40.4	73.4	112.2	945.2	509.7	371.6	76.1	56.9
90°	0.0	0.0	0.0	0.0	0.0	0.0	0.0	0.0	0.0	0.0	0.0



REPORT NUMBER: P200441

CATALOG NUMBER: GPC-AF-01-LED-E1-SL2-7060-1200

CANDELA DISTRIBUTION (continued):

	90°	95°	105°	115°	125°	135°	145°	155°	165°	175°	180°
0°	1473.4	1473.4	1473.4	1473.4	1473.4	1473.4	1473.4	1473.4	1473.4	1473.4	1473.4
2.5°	1474.1	1467.7	1462.7	1453.2	1442.8	1432.7	1423.6	1412.1	1408.8	1405.7	1410.4
5°	1478.8	1472.4	1453.9	1424.9	1392.9	1362.9	1333.0	1307.4	1291.5	1282.8	1287.8
7.5°	1485.9	1476.8	1438.4	1385.2	1327.6	1275.0	1220.8	1177.3	1145.3	1130.2	1134.5
10°	1492.3	1474.8	1412.1	1332.3	1248.1	1169.9	1084.4	1013.6	961.1	933.4	940.2
12.5°	1495.0	1467.0	1375.4	1266.3	1150.7	1036.2	910.2	804.4	729.0	701.3	695.6
15°	1497.7	1458.3	1335.0	1191.1	1033.2	871.1	694.6	567.9	505.3	491.5	488.4
17.5°	1498.4	1443.1	1289.2	1109.6	895.4	674.7	475.0	394.5	394.8	417.0	419.7
20°	1491.3	1420.5	1233.6	1008.2	730.3	466.6	326.1	312.3	363.1	418.7	425.5
22.5°	1475.1	1390.6	1170.6	890.0	541.3	307.2	252.3	267.5	333.2	401.2	408.9
25°	1454.6	1354.2	1096.1	752.9	358.4	219.6	211.5	230.1	274.5	320.0	324.4
27.5°	1426.6	1311.1	1012.6	595.9	232.8	180.9	186.3	198.7	216.9	237.2	239.2
30°	1390.6	1259.5	923.3	434.6	175.8	162.7	170.5	177.2	184.9	196.4	197.4
32.5°	1349.1	1210.0	831.7	300.1	156.0	153.3	159.3	162.7	168.8	175.8	176.5
35°	1314.4	1162.8	736.7	212.2	147.5	146.2	150.2	151.6	157.3	165.1	165.7
37.5°	1294.6	1124.4	638.7	171.1	141.8	139.8	142.2	142.2	150.2	161.7	163.4
40°	1295.9	1103.2	540.7	154.6	137.1	134.4	134.7	134.7	145.2	157.7	158.7
42.5°	1332.6	1108.6	453.8	148.2	133.4	130.4	128.7	129.7	138.4	146.5	147.2
45°	1418.9	1146.7	372.2	144.2	129.7	128.7	125.0	124.6	128.0	131.7	131.7
47.5°	1560.3	1221.8	317.0	141.5	126.7	126.3	121.9	117.6	117.2	118.6	118.6
50°	1790.4	1351.1	279.9	138.4	124.6	121.9	116.9	110.2	107.8	108.8	108.8
52.5°	2135.4	1581.9	265.8	134.4	120.3	115.9	110.2	103.4	101.4	101.7	101.7
55°	2587.8	1936.3	263.8	129.7	115.5	108.5	103.8	98.7	96.3	97.0	97.0
57.5°	3140.6	2426.4	299.8	122.3	109.1	101.1	98.4	95.0	93.3	94.3	94.0
60°	3812.6	3067.8	444.7	114.5	102.7	94.3	94.3	91.6	90.3	91.3	91.0
62.5°	4586.7	3804.5	625.2	108.8	96.0	88.9	90.3	88.9	87.6	88.3	87.9
65°	5273.2	4284.5	585.5	104.4	89.3	83.9	86.2	85.6	84.6	85.2	84.9
67.5°	5293.1	4106.7	328.8	99.7	82.9	78.8	82.2	81.9	81.2	81.9	81.5
70°	4723.8	3467.6	185.3	91.0	76.1	72.8	77.5	77.1	76.5	77.8	77.5
72.5°	3784.6	2516.4	135.4	80.2	69.4	66.4	71.8	71.4	71.4	73.4	72.4
75°	2177.8	1294.9	108.1	68.7	62.3	60.0	64.7	65.0	65.7	68.4	66.4
77.5°	620.8	403.6	88.3	58.3	53.6	52.6	57.3	57.9	58.3	61.3	58.6
80°	230.7	185.9	72.8	48.8	43.8	44.1	48.5	49.5	49.9	52.9	49.5
82.5°	147.2	122.6	59.0	37.7	34.4	34.0	39.4	40.8	40.8	41.1	39.1
85°	85.9	73.4	44.5	27.3	24.3	23.2	29.3	31.7	30.7	30.0	28.6
87.5°	57.6	50.5	27.3	15.2	13.1	12.5	17.2	18.9	18.2	17.2	16.2
90°	0.0	0.0	0.0	0.0	0.0	0.0	0.0	0.0	0.0	0.0	0.0

(END OF REPORT)